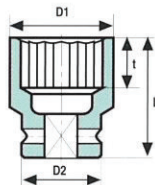


3/4" SQUARE DRIVE

12 POINT IMPACT SOCKETS REGULAR LENGTH



NOMINAL OPENING			D1	D2	L	t min	Weight
mm	A/F Inch	CATALOG No.	mm	mm	mm	mm	gr
19	3/4"	1212M19DH	32	44	45	9.5	290
20		12M20DH	35	44	46	10.0	340
	13/16"	1213DH	35	44	46	11.0	340
21		12M21DH	35	44	46	11.0	340
22		12M22DH	38	44	46	11.0	340
	7/8"	1214DH	38	44	46	13.0	340
23		12M23DH	38	44	46	13.0	340
	15/16"	1215DH	40	44	46	13.0	340
24		12M24DH	40	44	46	13.0	340
25		12M25DH	41	44	46	13.0	340
	1"	1216DH	41	44	46	13.0	340
26		12M26DH	41	44	46	13.0	340
27	1 1/16"	1217M27DH	41	44	48	13.0	380
28		12M28DH	44	44	48	14.0	380
	1 1/8"	1218DH	44	44	52	16.5	380
29		12M29DH	44	44	52	16.5	380
30	1 3/16"	1219M30DH	44	44	52	16.5	380
31		12M31DH	49	44	52	17.0	420
	1 1/4"	1220DH	49	44	52	17.0	420
32		12M32DH	49	44	52	17.0	420
33		12M33DH	49	44	55	17.0	430
	1 5/16"	1221DH	49	44	55	19.0	430
34		12M34DH	52	44	55	19.0	460
35	1 3/8"	1222M35DH	52	44	55	19.0	460
36		12M36DH	52	44	56	19.0	460
	1 7/16"	1223DH	52	44	56	19.0	460
37		12M37DH	54	44	56	19.0	490
38	1 1/2"	1224M38DH	54	44	59	22.0	490
39		12M39DH	57	44	59	22.0	520
	1 9/16"	1225DH	57	44	59	22.0	520
40		12M40DH	57	44	59	22.0	520
41		12M41DH	57	44	59	22.0	520
	1 5/8"	1226DH	57	44	59	22.0	520
42		12M42DH	60	44	59	22.0	550
43	1 11/16"	1227M43DH	63	44	64	25.0	600
44		12M44DH	63	44	64	25.0	600
	1 3/4"	1228DH	63	44	64	25.5	600
45		12M45DH	63	44	64	25.5	600
46		12M46DH	67	44	64	25.5	850
	1 13/16"	1229DH	67	44	64	25.5	850
47		12M47DH	67	54	64	25.5	850
	1 7/8"	1230DH	67	54	67	27.0	910
48		12M48DH	67	54	67	27.0	910
49	1 15/16"	1231M49DH	70	54	67	27.0	950
50		12M50DH	70	54	67	27.0	950
51	2"	1232M51DH	73	54	67	27.0	1040
52		12M52DH	73	54	70	27.0	1040
	2 1/16"	1233DH	73	54	71	30.0	1040
54	2 1/8"	1234M54DH	73	54	71	30.0	1040
55		12M55DH	78	54	71	30.0	1200
	2 3/16"	1235DH	78	54	74	32.0	1200
56		12M56DH	78	54	74	32.0	1200
57	2 1/4"	1236M57DH	82	54	75	33.0	1320
58		12M58DH	82	54	75	33.0	1320
59	2 5/16"	1237M59DH	82	54	75	33.0	1320
60		12M60DH	82	54	75	33.0	1320
	2 3/8"	1238DH	82	54	75	35.0	1320
61		12M61DH	86	54	75	35.0	1430



ONE PART INHEX DRIVER



NOMINAL OPENING			D2	L	H	Weight
mm	A/F Inch	CATALOG No.	mm	mm	mm	gr
	3/8"	1206H	38	59	10	265
	7/16"	1207H	38	59	11	270
	1/2"	1208H	38	59	13	270
	9/16"	1209H	38	62	14	280
	5/8"	1210H	38	62	16	280
	3/4"	1212H	44	64	19	450
	13/16"	1213H	44	67	21	460
	7/8"	1214H	44	67	22	470
	1"	1216H	44	67	25	510
10		12M10H	38	59	10	260
11		12M11H	38	59	11	280
12		12M12H	38	59	12	280
13		12M13H	38	59	13	280
14		12M14H	38	59	14	280
15		12M15H	38	59	15	280
16		12M16H	38	59	16	280
17		12M17H	38	62	17	280
18		12M18H	38	62	18	450
19		12M19H	44	64	19	450
20		12M20H	44	65	20	460
21		12M21H	44	65	21	460
22		12M22H	44	66	22	460
23		12M23H	44	67	23	500
24		12M24H	44	67	24	500

ONE PART INHEX DRIVER 100mm


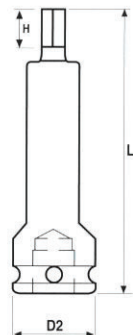
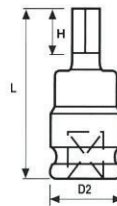


NOMINAL OPENING			D2	L	H	Weight
mm	A/F Inch	CATALOG No.	mm	mm	mm	gr
10		12M10HL4	38	100	10	350
12		12M12HL4	38	100	12	350
14		12M14HL4	38	100	14	350
17		12M17HL4	38	100	17	350
19		12M19HL4	44	100	19	550
22		12M22HL4	44	100	22	550
24		12M24HL4	44	100	24	550
	3/8"	1206HL4	38	100	10	350
	7/16"	1207HL4	38	100	11	350
	1/2"	1208HL4	38	100	13	350
	9/16"	1209HL4	38	100	14	350
	5/8"	1210HL4	38	100	16	350
	3/4"	1212HL4	44	100	19	550
	13/16"	1213HL4	44	100	21	550
	7/8"	1214HL4	44	100	22	550
	1"	1216HL4	44	100	25	550

ONE PART INHEX DRIVER 150mm



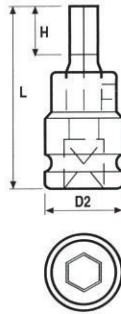
NOMINAL OPENING			D2	L	H	Weight
mm	A/F Inch	CATALOG No.	mm	mm	mm	gr
10		12M10HL6	38	150	10	390
12		12M12HL6	38	150	12	390
14		12M14HL6	38	150	14	390
17		12M17HL6	38	150	17	390
19		12M19HL6	44	150	19	600
22		12M22HL6	44	150	22	600
24		12M24HL6	44	150	24	600
	3/8"	1206HL6	38	150	10	390
	7/16"	1207HL6	38	150	11	390
	1/2"	1208HL6	38	150	13	390
	9/16"	1209HL6	38	150	14	390
	5/8"	1210HL6	38	150	16	390
	3/4"	1212HL6	44	150	19	600
	13/16"	1213HL6	44	150	21	600
	7/8"	1214HL6	44	150	22	600
	1"	1216HL6	44	150	25	600



2 PARTS IN HEX DRIVER



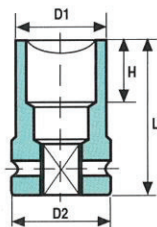
NOMINAL OPENING			D2	L	H	Weight
mm	A/F Inch	CATALOG No.	mm	mm	mm	gr
3/8"		1206V	38	72	16	310
7/16"		1207V	38	72	18	310
1/2"		1208V	38	72	19	310
9/16"		1209V	38	72	21	310
5/8"		1210V	38	74	24	310
3/4"		1212V	44	84	26	310
13/16"		1213V	44	84	26	630
7/8"		1214V	44	84	26	630
1"		1216V	44	91	30	630
10		12M10V	38	69	16	630
11		12M11V	38	69	18	310
12		12M12V	38	69	18	310
13		12M13V	38	69	21	310
14		12M14V	38	69	21	310
15		12M15V	38	69	26	310
16		12M16V	38	71	26	310
17		12M17V	38	84	26	310
18		12M18V	38	84	26	630
19		12M19V	38	84	26	630
20		12M20V	44	84	26	630
21		12M21V	44	84	26	630
22		12M22V	44	84	26	630
23		12M23V	44	91	26	630
24		12M24V	44	91	26	630



4 POINTS IMPACT SOCKETS



NOMINAL OPENING			D2	D1	L	H	Weight
mm	A/F Inch	CATALOG No.	mm	mm	mm	mm	gr
17		12M17B	40	44	45	9	290
18		12M18B	40	44	45	9	290
19		12M19B	40	44	45	9.5	290
20		12M20B	42	44	46	10	290
21		12M21B	42	44	46	11	290
22		12M22B	42	44	46	11	290
24		12M24B	44	44	46	13	290
27		12M27B	49	49	48	13	400
	5/8"	12010B	40	44	45	8	290
	1 1/16"	12011B	40	44	45	9	290
	3/4"	12012B	40	44	45	9.5	290
	13/16"	12013B	42	44	46	11	290
	7/8"	12014B	42	44	46	13	290
	15/16"	12015B	44	44	46	13	290
	1"	12016B	44	44	46	13	290
	1 1/16"	12017B	49	49	48	13	400

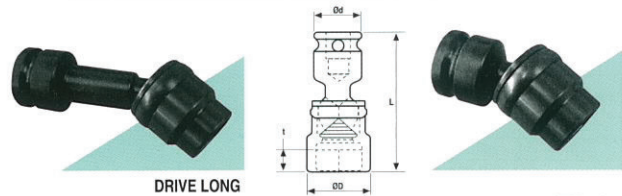


UNIVERSAL SOCKETS

3/4" SQUARE DRIVE REGULAR LENGTH



NOMINAL OPENING			D2	d	L	H	Weight
mm	A/F Inch	CATALOG No.	mm	mm	mm	mm	gr
17		UB12M17	29.0	44	90	9.0	700
18		UB12M18	32.0	44	90	9.0	700
19		UB12M19	32.0	44	90	9.5	700
21		UB12M21	35.0	44	90	11.0	700
22		UB12M22	38.0	44	90	11.0	750
24		UB12M24	40.0	44	90	13.0	750
26		UB12M26	41.0	44	90	13.0	750
27		UB12M27	41.0	44	90	13.0	750
30		UB12M30	44.0	44	90	16.5	800
32		UB12M32	49.0	44	90	17.0	850
34		UB12M34	52.0	44	90	19.0	900
35		UB12M35	52.0	44	90	19.0	900
36		UB12M36	52.0	44	90	19.0	900
38		UB12M38	54.0	44	90	22.0	950
41		UB12M41	57.0	44	90	22.0	1100
46		UB12M46	67.0	44	90	25.5	1200
	11/16"	UB1211	29.0	44	90	9.0	700
	3/4"	UB1212	32.0	44	90	9.5	700
	13/16"	UB1213	35.0	44	90	11.0	700
	7/8"	UB1214	38.0	44	90	13.0	700
	15/16"	UB1215	40.0	44	90	13.0	750
	1"	UB1216	41.0	44	90	13.0	750
	1 1/16"	UB1217	41.0	44	90	13.0	750
	1 1/8"	UB1218	44.0	44	90	16.5	800
	1 3/16"	UB1219	44.0	44	90	16.5	800
	1 1/4"	UB1220	49.0	44	90	17.0	850
	1 5/16"	UB1221	49.0	44	90	19.0	850
	1 3/8"	UB1222	52.0	44	90	19.0	900
	1 7/16"	UB1223	52.0	44	90	19.0	900
	1 1/2"	UB1224	54.0	44	90	22.0	950
	1 5/8"	UB1226	57.0	44	90	22.0	1100
	1 13/16"	UB1229	67.0	44	90	25.5	1200



DRIVE LONG

6 POINT UNIVERSAL SOCKETS LONG



SIZE			D	d	L	t	Weight
mm	A/F Inch	CATALOG No.	mm	mm	mm	mm	gr
17		UB12M17L	29.0	44	150	9.0	1050
18		UB12M18L	32.0	44	150	9.0	1050
19		UB12M19L	32.0	44	150	9.5	1050
21		UB12M21L	35.0	44	150	11.0	1050
22		UB12M22L	38.0	44	150	11.0	1050
24		UB12M24L	40.0	44	150	13.0	1050
26		UB12M26L	41.0	44	150	13.0	1050
27		UB12M27L	41.0	44	150	13.0	1050
30		UB12M30L	44.0	44	150	16.5	1150
32		UB12M32L	49.0	44	150	17.0	1300
34		UB12M34L	52.0	44	150	19.0	1400
35		UB12M35L	52.0	44	150	19.0	1400
36		UB12M36L	52.0	44	150	19.0	1400
38		UB12M38L	54.0	44	150	22.0	1500
41		UB12M41L	57.0	44	150	22.0	1700
46		UB12M46L	67.0	44	150	25.5	1700
	11/16"	UB1211L	29.0	44	150	9.0	1050
	3/4"	UB1212L	32.0	44	150	9.5	1050
	13/16"	UB1213L	35.0	44	150	11.0	1050
	7/8"	UB1214L	38.0	44	150	13.0	1050
	15/16"	UB1215L	40.0	44	150	13.0	1050
	1"	UB1216L	41.0	44	150	13.0	1050
	1 1/16"	UB1217L	41.0	44	150	13.0	1050
	1 1/8"	UB1218L	44.0	44	150	16.5	1150
	1 3/16"	UB1219L	44.0	44	150	16.5	1150
	1 1/4"	UB1220L	49.0	44	150	17.0	1300
	1 5/16"	UB1221L	49.0	44	150	19.0	1300
	1 3/8"	UB1222L	52.0	44	150	19.0	1400
	1 7/16"	UB1223L	52.0	44	150	19.0	1400
	1 1/2"	UB1224L	54.0	44	150	22.0	1500
	1 5/8"	UB1226L	57.0	44	150	22.0	1700
	1 13/16"	UB1229L	67.0	44	150	25.5	1700

OTHER SIZES AND LENGTHS ARE AVAILABLE ON REQUEST