



6 POINT IMPACT SOCKETS REGULAR LENGTH



NOMINAL OPENING			D1	D2	L	t min	Weight
mm	A/F Inch	CATALOG No.	mm	mm	mm	mm	gr
19	3/4"	1612M19	36	54	55	9.5	600
20		16M20	37	54	55	10.0	600
	13/16"	1613	38	54	55	11.0	600
21		16M21	38	54	55	11.0	600
22		16M22	40	54	55	11.0	600
	7/8"	1614	40	54	55	13.0	600
23		16M23	41	54	55	13.0	600
	15/16"	1615	41	54	55	13.0	600
24		16M24	42	54	55	13.0	600
25		16M25	43	54	55	13.0	600
	1"	1616	43	54	55	13.0	600
26		16M26	45	54	55	13.0	600
27	1 1/16"	1617M27	46	54	55	13.0	600
28		16M28	47	54	55	14.0	600
	1 1/8"	1618	48	54	57	16.5	630
29		16M29	48	54	57	16.5	630
30	1 3/16"	1619M30	50	54	57	16.5	630
31		16M31	51	54	57	16.5	630
	1 1/4"	1620	51	54	57	17.0	630
32		16M32	51	54	57	17.0	630
33		16M33	54	54	57	17.0	630
	1 5/16"	1621	54	54	60	19.0	650
34		16M34	54	54	60	19.0	650
35	1 3/8"	1622M35	54	54	60	19.0	650
36		16M36	54	54	60	19.0	650
	1 7/16"	1623	54	54	60	19.0	650
37		16M37	54	54	60	19.0	650
38	1 1/2"	1624M38	60	54	64	22.0	760
39		16M39	60	54	64	22.0	760
	1 9/16"	1625	60	54	64	22.0	760
40		16M40	63	54	64	22.0	800
41		16M41	63	54	64	22.0	800
	1 5/8"	1626	63	54	64	22.0	800
42		16M42	63	54	64	22.0	800
43	1 11/16"	1627M43	67	54	69	25.0	950
44		16M44	67	54	69	25.0	950
	1 3/4"	1628	70	54	69	25.5	1000
45		16M45	70	54	69	25.5	1000
46		16M46	70	54	69	25.5	1000
	1 13/16"	1629	70	54	69	25.5	1000
47		16M47	70	54	69	25.5	1000
	1 7/8"	1630	70	54	72	27.0	1000
48		16M48	73	54	72	27.0	1080
49	1 15/16"	1631M49	73	54	72	27.0	1080
50		16M50	73	54	72	27.0	1080
51	2"	1632M51	73	54	72	27.0	1080
52		16M52	78	54	72	27.0	1200
	2 1/16"	1633	78	54	76	30.0	1240
54	2 1/8"	1634M54	82	54	76	30.0	1400
55		16M55	82	54	76	30.0	1400
	2 3/16"	1635	82	54	80	32.0	1400
56		16M56	82	54	80	32.0	1400
57	2 1/4"	1636M57	82	54	80	33.0	1400
58		16M58	86	54	80	33.0	1500
59	2 5/16"	1637M59	86	54	82	33.0	1500
60		16M60	86	54	82	33.0	1500
	2 3/8"	1638	86	54	85	35.0	1500
61		16M61	88	54	85	35.0	1800
62	2 7/16"	1639M62	92	54	85	35.0	1800
	2 1/2"	1640	92	54	85	35.0	1800
65	2 9/16"	1641M65	92	54	85	35.0	1800
67	2 5/8"	1642M67	92	54	88	38.0	1800
	2 11/16"	1643	96	54	88	38.0	1800
70	2 3/4"	1644M70	96	54	88	38.0	1800
	2 13/16"	1645	100	86	92	40.0	2700
73	2 7/8"	1646M73	100	86	92	41.0	2700
75	2 15/16"	1647M75	100	86	92	41.0	2700
76	3"	1648M76	105	86	97	44.0	3200
77		16M77	105	86	97	44.0	3200
	3 1/16"	1649	105	86	97	44.0	3200
	3 1/8"	1650	105	86	97	44.0	3200
80		16M80	105	86	97	44.0	3200
	3 3/16"	1651	109	86	100	47.0	3200
	3 1/4"	1652	109	86	100	47.0	3200
	3 5/16"	1653	109	86	100	47.0	3200
85		16M85	115	86	100	47.0	3500
86	3 3/8"	1654M86	115	86	104	49.0	3500
	3 7/16"	1655	121	86	104	49.0	4120
	3 1/2"	1656	121	86	104	49.0	4120
90		16M90	127	86	104	49.0	4400
	3 9/16"	1657	127	86	104	49.0	4400
	3 5/8"	1658	130	86	104	49.0	4700
	3 11/16"	1659	130	86	104	49.0	4700
95	3 3/4"	1660M95	135	86	106	49.0	5200

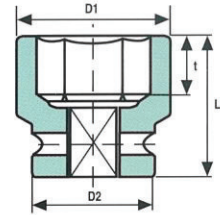
chart to be continued



6 POINT IMPACT SOCKETS REGULAR LENGTH



NOMINAL OPENING			D1	D2	L	t min	Weight
mm	A/F Inch	CATALOG No.	mm	mm	mm	mm	gr
	3 13/16"	1661	135	86	112	54.0	5200
	3 7/8"	1662	135	86	112	54.0	5200
100	3 15/16"	1663M100	135	86	112	54.0	5200
	4"	1664	140	127	112	54.0	5500
	4 1/16"	1665	140	127	112	54.0	5500
105	4 1/8"	1666M105	145	127	112	54.0	7700
	4 3/16"	1667	145	127	122	62.0	8100
	4 1/4"	1668	145	127	122	62.0	8100
110	4 5/16"	1669M110	150	127	122	62.0	8200
	4 3/8"	1670	150	127	122	62.0	8200
	4 7/16"	1671	155	127	122	62.0	9060
	4 1/2"	1672	155	127	122	62.0	9060
115		16M115	155	127	122	67.0	9060

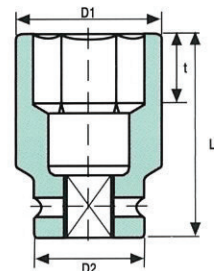


6 POINT IMPACT SOCKETS LONG



NOMINAL OPENING			D1	D2	L	t min	Weight
mm	A/F Inch	CATALOG No.	mm	mm	mm	mm	gr
19	3/4"	1612M19L	36	54	100	9.5	1200
20		16M20L	37	54	100	10.0	1200
	13/16"	1613L	38	54	100	11.0	1200
21		16M21L	38	54	100	11.0	1200
22		16M22L	40	54	100	11.0	1200
	7/8"	1614L	40	54	100	13.0	1200
23		16M23L	41	54	100	13.0	1200
	15/16"	1615L	41	54	100	13.0	1200
24		16M24L	42	54	100	13.0	1200
25		16M25L	43	54	100	13.0	1200
	1"	1616L	43	54	100	13.0	1200
26		16M26L	45	54	100	13.0	1200
27	1 1/16"	1617M27L	46	54	100	13.0	1200
28		16M28L	47	54	100	14.0	1200
	1 1/8"	1618L	48	54	100	16.5	1200
29		16M29L	48	54	100	16.5	1200
30	1 3/16"	1619M30L	50	54	100	16.5	1200
31		16M31L	51	54	100	17.0	1200
	1 1/4"	1620L	51	54	100	17.0	1200
32		16M32L	51	54	100	17.0	1200
33		16M33L	54	54	100	17.0	1200
	1 5/16"	1621L	54	54	100	19.0	1200
34		16M34L	54	54	100	19.0	1200
35	1 3/8"	1622M35L	54	54	100	19.0	1200
36		16M36L	54	54	100	19.0	1200
	1 7/16"	1623L	54	54	100	19.0	1200
37		16M37L	54	54	100	19.0	1200
38	1 1/2"	1624M38L	60	54	100	22.0	1300
39		16M39L	60	54	100	22.0	1300
	1 9/16"	1625L	60	54	100	22.0	1300
40		16M40L	63	63	100	22.0	1400

chart to be continued in the next page



6 POINT IMPACT SOCKETS LONG

chart continued



NOMINAL OPENING			D1	D2	L	t min	Weight
mm	A/F Inch	CATALOG No.	mm	mm	mm	mm	gr
41		16M41L	63	54	100	22.0	1400
	1 5/8"	1626L	63	54	100	22.0	1400
42		16M42L	63	54	100	22.0	1400
43	1 11/16"	1627M43L	67	54	100	25.0	1500
44		16M44L	67	54	100	25.0	1500
	1 3/4"	1628L	70	54	100	25.5	1600
45		16M45L	70	54	100	25.5	1600
46		16M46L	70	54	100	25.5	1600
	1 13/16"	1629L	70	54	100	25.5	1600
47		16M47L	70	54	100	25.5	1600
	1 7/8"	1630L	70	54	100	27.0	1600
48		16M48L	73	54	100	27.0	1700
49	1 15/16"	1631M49L	73	54	100	27.0	1700
50		16M50L	73	54	100	27.0	1700
51	2"	1632M51L	73	54	100	27.0	1700
52		16M52L	78	54	100	27.0	1900
	2 1/16"	1633L	78	54	100	30.0	1900
54	2 1/8"	1634M54L	82	54	104	30.0	2200
55		16M55L	82	54	105	30.0	2200
	2 3/16"	1635L	82	54	105	32.0	2200
56		16M56L	82	54	105	32.0	2200
57	2 1/4"	1636M57L	82	54	105	33.0	2200
58		16M58L	86	54	105	33.0	2500
59	2 5/16"	1637M59L	86	54	112	33.0	2500
60		16M60L	86	54	105	33.0	2500
	2 3/8"	1638L	86	54	112	35.0	2500
61		16M61L	88	54	112	35.0	2800
62	2 7/16"	1639M62L	92	54	118	35.0	3000
	2 1/2"	1640L	92	54	118	35.0	3000
65	2 9/16"	1641M65L	92	54	118	35.0	3000
67	2 5/8"	1642M67L	92	54	118	38.0	3000
	2 11/16"	1643L	96	54	124	38.0	3200
70	2 3/4"	1644M70L	96	54	124	38.0	3200
	2 13/16"	1645L	100	86	124	40.0	4300
73	2 7/8"	1646M73L	100	86	124	41.0	4300
75	2 15/16"	1647M75L	100	86	124	41.0	4300
76	3"	1648M76L	105	86	130	44.0	4800
77		16M77L	105	86	130	44.0	4800
	3 1/16"	1649L	105	86	130	44.0	4800
	3 1/8"	1650L	105	86	132	44.0	4800
80		16M80L	105	86	132	44.0	4800
	3 3/16"	1651L	109	86	132	47.0	5000
	3 1/4"	1652L	109	86	132	47.0	5000
	3 5/16"	1653L	109	86	132	47.0	5000
85		16M85L	115	86	132	47.0	5200
86	3 3/8"	1654M86L	115	86	140	49.0	6000
	3 7/16"	1655L	121	86	140	49.0	7000
	3 1/2"	1656L	121	86	140	49.0	7000
90		16M90L	127	86	140	49.0	7200
	3 9/16"	1657L	127	86	140	49.0	7200
	3 5/8"	1658L	130	86	140	49.0	7400
	3 11/16"	1659L	130	86	140	49.0	7400
95	3 3/4"	1660M95L	135	86	140	49.0	7600
	3 13/16"	1661L	135	86	143	54.0	7600
	3 7/8"	1662L	135	86	143	54.0	7600
100	3 15/16"	1663M100L	135	86	143	54.0	7600
	4"	1664L	140	127	143	54.0	10400
	4 1/16"	1665L	140	127	143	54.0	10400
105	4 1/8"	1666M105L	145	127	143	54.0	10500
	4 3/16"	1667L	145	127	149	62.0	10500
	4 1/4"	1668L	145	127	149	62.0	10500
110	4 5/16"	1669M110L	150	127	149	62.0	11200
	4 3/8"	1670L	150	127	149	62.0	11200
	4 7/16"	1671L	155	127	149	62.0	11700
	4 1/2"	1672L	155	127	149	62.0	11700
115		16M115L	155	127	149	67.0	11700

12 POINT IMPACT SOCKETS REGULAR LENGTH

chart continued



NOMINAL OPENING			D1	D2	L	t min	Weight
mm	A/F Inch	CATALOG No.	mm	mm	mm	mm	gr
19	3/4"	1612M19DH	36	54	55	9.5	600
20		16M20DH	37	54	55	10.0	600
	13/16"	1613DH	38	54	55	11.0	600
21		16M21DH	38	54	55	11.0	600
22		16M22DH	40	54	55	11.0	600
	7/8"	1614DH	40	54	55	13.0	600
23		16M23DH	41	54	55	13.0	600
	15/16"	1615DH	41	54	55	13.0	600
24		16M24DH	42	54	55	13.0	600
25		16M25DH	43	54	55	13.0	600
	1"	1616DH	43	54	55	13.0	600
26		16M26DH	45	54	55	13.0	600

12 POINT IMPACT SOCKETS REGULAR LENGTH

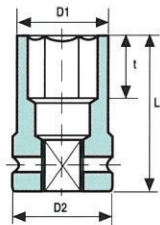


NOMINAL OPENING			D1	D2	L	t min	Weight
mm	A/F Inch	CATALOG No.	mm	mm	mm	mm	gr
27	1 1/16"	1617M27DH	46	54	55	13.0	600
28		16M28DH	47	54	55	14.0	600
	1 1/8"	1618DH	48	54	57	16.5	630
29		16M29DH	48	54	57	16.5	630
30	1 3/16"	1619M30DH	50	54	57	16.5	630
31		16M31DH	51	54	57	16.5	630
	1 1/4"	1620DH	51	54	57	17.0	630
32		16M32DH	51	54	57	17.0	630
33		16M33DH	54	54	57	17.0	630
	1 5/16"	1621DH	54	54	60	19.0	650
34		16M34DH	54	54	60	19.0	650
35	1 3/8"	1622M35DH	54	54	60	19.0	650
36		16M36DH	54	54	60	19.0	650
	1 7/16"	1623DH	54	54	60	19.0	650
37		16M37DH	54	54	60	19.0	650
38	1 1/2"	1624M38DH	60	54	64	22.0	760
39		16M39DH	60	54	64	22.0	760
	1 9/16"	1625DH	60	54	64	22.0	760
40		16M40DH	63	54	64	22.0	800
41		16M41DH	63	54	64	22.0	800
	1 5/8"	1626DH	63	54	64	22.0	800
42		16M42DH	63	54	64	22.0	800
43	1 11/16"	1627M43DH	67	54	69	25.0	950
44		16M44DH	67	54	69	25.0	950
	1 3/4"	1628DH	70	54	69	25.5	1000
45		16M45DH	70	54	69	25.5	1000
46		16M46DH	70	54	69	25.5	1000
	1 13/16"	1629DH	70	54	69	25.5	1000
47		16M47DH	70	54	69	25.5	1000
	1 7/8"	1630DH	70	54	72	27.0	1000
48		16M48DH	73	54	72	27.0	1080
49	1 15/16"	1631M49DH	73	54	72	27.0	1080
50		16M50DH	73	54	72	27.0	1080
51	2"	1632M51DH	73	54	72	27.0	1080
52		16M52DH	78	54	72	27.0	1200
	2 1/16"	1633DH	78	54	76	30.0	1240
54	2 1/8"	1634M54DH	82	54	76	30.0	1400
55		16M55DH	82	54	76	30.0	1400
	2 3/16"	1635DH	82	54	80	32.0	1400
56		16M56DH	82	54	80	32.0	1400
57	2 1/4"	1636M57DH	82	54	80	33.0	1400
58		16M58DH	86	54	80	33.0	1500
59	2 5/16"	1637M59DH	86	54	82	33.0	1500
60		16M60DH	86	54	82	33.0	1500
	2 3/8"	1638DH	86	54	85	35.0	1500
61		16M61DH	88	54	85	35.0	1800
62	2 7/16"	1639M62DH	92	54	85	35.0	1800
	2 1/2"	1640DH	92	54	85	35.0	1800
65	2 9/16"	1641M65DH	92	54	85	35.0	1800
67	2 5/8"	1642M67DH	92	54	88	38.0	1800
	2 11/16"	1643DH	96	54	88	38.0	1800
70	2 3/4"	1644M70DH	96	54	88	38.0	1800
	2 13/16"	1645DH	100	86	92	40.0	2700
73	2 7/8"	1646M73DH	100	86	92	41.0	2700
75	2 15/16"	1647M75DH	100	86	92	41.0	2700
76	3"	1648M76DH	105	86	97	44.0	3200
77		16M77DH	105.0	86	97	44.0	3200
	3 1/16"	1649DH	105.0	86	97	44.0	3200
	3 1/8"	1650DH	105.0	86	97	44.0	3200
80		16M80DH	105.0	86	97	44.0	3200
	3 3/16"	1651DH	109.0	86	100	47.0	3200
	3 1/4"	1652DH	109.0	86	100	47.0	3200
	3 5/16"	1653DH	109.0	86	100	47.0	3200
85		16M85DH	115.0	86	100	49.0	3500
86	3 3/8"	1654M86DH	115.0	86	104	49.0	3500
	3 7/16"	1655DH	121.0	86	104	49.0	4120
	3 1/2"	1656DH	121.0	86	104	49.0	4120
90		16M90DH	127.0	86	104	49.5	4400
	3 9/16"	1657DH	127.0	86	104	49.0	4400
	3 5/8"	1658DH	130.0	86	104	49.0	4700
	3 11/16"	1659DH	130.0	86	104	49.0	4700
95	3 3/4"	1660M95DH	135.0	86	106	54.0	5200
	3 13/16"	1661DH	135.0	86	112	54.0	5200
	3 7/8"	1662DH	135.0	86	112	54.0	5200
100	3 15/16"	1663M100DH	135.0	86	112	54.0	5200
	4"	1664DH	140.0	127	112	54.0	5500
	4 1/16"	1665DH	140.0	127	112	54.0	5500
105	4 1/8"	1666M105DH	145.0	127	112	54.0	7700
	4 3/16"	1667DH	145.0	127	122	62.0	8100
	4 1/4"	1668DH	145.0	127	122	62.0	8100
110	4 5/16"	1669M110DH	150.0	127	122	62.0	8200
	4 3/8"	1670DH	150.0	127	122	62.0	8200
	4 7/16"	1671DH	155.0	127	122	62.0	9060
	4 1/2"	1672DH	155.				

6 POINT THIN WALL IMPACT SOCKETS LONG



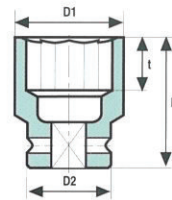
NOMINAL OPENING			D1	D2	L	t min	Weight
mm	A/F Inch	CATALOG No.	mm	mm	mm	mm	gr
22		16M22LT	38.0	54	100	10.0	780
	7/8"	1614LT	38.0	54	100	10.0	780
23		16M23LT	38.0	54	100	13.0	780
	15/16"	1615LT	38.0	54	100	13.0	780
24		16M24LT	38.0	54	100	13.0	780
25		16M25LT	41.0	54	100	13.0	800
	1"	1616LT	41.0	54	100	13.0	800
26		16M26LT	44.0	54	100	13.0	800
27	1 1/16"	1617M27LT	44.0	54	100	13.0	800
28		16M28LT	44.0	54	100	14.0	800
	1 1/8"	1618LT	44.0	54	100	16.5	800
29		16M29LT	44.0	54	100	16.5	800
30	1 3/16"	1619M30LT	49.0	54	100	16.5	800
31		16M31LT	49.0	54	100	17.0	800
	1 1/4"	1620LT	49.0	54	100	17.0	800
32		16M32LT	49.0	54	100	17.0	800
33		16M33LT	52.0	54	100	17.0	800
	1 5/16"	1621LT	52.0	54	100	19.0	800
34		16M34LT	52.0	54	100	19.0	800
35	1 3/8"	1622M35LT	52.0	54	100	19.0	800
36		16M36LT	53.5	54	100	19.0	950
	1 7/16"	1623LT	53.5	54	100	19.0	950
37		16M37LT	53.5	54	100	19.0	1100
38	1 1/2"	1624M38LT	57.0	54	100	22.0	1100
39		16M39LT	57.0	54	100	22.0	1100
	1 9/16"	1625LT	57.0	54	100	22.0	1100
40		16M40LT	60.0	54	100	22.0	1200
41		16M41LT	60.0	54	100	22.0	1200
	1 5/8"	1626LT	60.0	54	100	22.0	1200
42		16M42LT	60.0	54	100	22.0	1200
43	1 11/16"	1627M43LT	63.0	54	100	25.0	1300
44		16M44LT	63.0	54	100	25.0	1300
	1 3/4"	1628LT	67.0	54	100	25.5	1500
45		16M45LT	67.0	54	100	25.5	1500
46		16M46LT	67.0	54	100	25.5	1500
	1 13/16"	1629LT	67.0	54	100	25.5	1500



8 POINT IMPACT SOCKETS REGULAR LENGTH



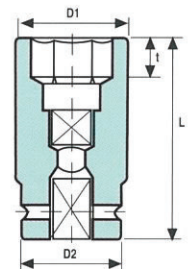
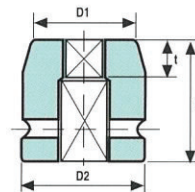
NOMINAL OPENING			D1	D2	L	t min	Weight
mm	A/F Inch	CATALOG No.	mm	mm	mm	mm	gr
	1 1/4"	1620DS	60	54	58	17.0	710
	1 5/16"	1621DS	63	54	58	19.0	760
35	1 3/8"	1622M35DS	67	60	58	19.0	870
	1 7/16"	1623DS	67	60	58	19.0	890
38	1 1/2"	1624M38DS	70	60	62	22.0	1000
	1 9/16"	1625DS	78	60	62	22.0	1170
41	1 5/8"	1626M41DS	78	60	62	22.0	1660
43	1 11/16"	1627M43DS	82	60	67	25.0	1320
	1 3/4"	1628DS	82	60	67	25.5	1300
46	1 13/16"	1629M46DS	86	60	67	25.5	1390
	1 7/8"	1630DS	86	60	70	27.0	1450
51	2"	1632M51DS	92	60	70	27.0	1600
54	2 1/8"	1634M54DS	100	60	75	30.0	1780
	2 3/16"	1635DS	100	60	78	32.0	2040
57	2 1/4"	1636M57DS	100	60	78	32.0	1970
	2 3/8"	1638DS	105	60	82	35.0	2970
	2 1/2"	1640DS	109	60	88	35.0	2570



BUD WHEELS IMPACT SOCKETS



NOMINAL OPENING			D1	D2	L	t min	Weight
mm	A/F Inch	CATALOG No.	mm	mm	mm	mm	gr
17		16M17B	40	54	55	9.0	590
21		16M21B	47	54	55	10.0	620
	13/16"	1613B	47	54	55	12.0	620
	15/16"	1615B	52.5	54	60	13.0	720
	13/16"	1613BL	47	54	100	12.0	1320
	15/16"	1615BL	52.5	54	100	13.0	1320
38	13/16"+ 1 1/2" HEX	1624BS	57	54	100	14.5	1320



4 POINT IMPACT SOCKETS



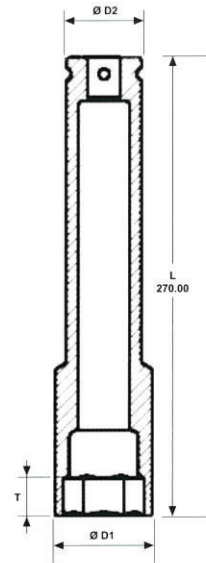
NOMINAL OPENING			D2	L	H	Weight	
mm	A/F Inch	CATALOG No.	mm	mm	mm	gr	
17		16M17B	40	54	55	9	600
18		16M18B	41	54	55	9	600
19		16M19B	41	54	55	9.5	600
20		16M20B	42	54	55	10	600
21		16M21B	47	54	55	11	600
22		16M22B	50	54	55	11	600
24		16M24B	52	54	60	13	600
27		16M27B	54	54	60	13	600
	5/8"	16010B	40	54	55	8	600
	1 1/16"	16011B	40	54	55	9	600
	3/4"	16012B	41	54	55	9.5	600
	13/16"	16013B	47	54	55	11	600
	7/8"	16014B	50	54	55	13	600
	15/16"	16015B	52.5	54	60	13	600
	1"	16016B	52.5	54	60	13	600
	1 1/16"	16017B	54	54	60	13	600



EXTRA LONG 270 mm 6 POINT IMPACT SOCKETS



NOMINAL OPENING			D1	D2	L	t min	Weight
mm	A/F Inch	CATALOG No.	mm	mm	mm	mm	gr
24		16M24L270	42	54	270	13.0	
25		16M25L270	43	54	270	13.0	
	1"	1616L270	43	54	270	13.0	
26		16M26L270	45	54	270	13.0	
27	1 1/16"	1617M27L270	46	54	270	13.0	
28		16M28L270	47	54	270	14.0	
	1 1/8"	1618L270	48	54	270	16.5	
29		16M29L270	48	54	270	16.5	
30	1 3/16"	1619M30L270	50	54	270	16.5	
31		16M31L270	51	54	270	16.5	
	1 1/4"	1620L270	51	54	270	17.0	
32		16M32L270	51	54	270	17.0	
33		16M33L270	54	54	270	17.0	
	1 5/16"	1621L270	54	54	270	19.0	
34		16M34L270	54	54	270	19.0	
35	1 3/8"	1622M35L270	54	54	270	19.0	
36		16M36L270	54	54	270	19.0	
	1 7/16"	1623L270	54	54	270	19.0	
37		16M37L270	54	54	270	19.0	
38	1 1/2"	1624M38L270	60	54	270	22.0	
39		16M39L270	60	54	270	22.0	
	1 9/16"	1625L270	60	54	270	22.0	
40		16M40L270	63	54	270	22.0	
41		16M41L270	63	54	270	22.0	
	1 5/8"	1626L270	63	54	270	22.0	
42		16M42L270	63	54	270	22.0	
43	1 11/16"	1627M43L270	67	54	270	25.0	
44		16M44L270	67	54	270	25.0	
	1 3/4"	1628L270	70	54	270	25.5	
45		16M45L270	70	54	270	25.5	
46		16M46L270	70	54	270	25.5	
	1 13/16"	1629L270	70	54	270	25.5	
47		16M47L270	70	54	270	25.5	
	1 7/8"	1630L270	70	54	270	27.0	
48		16M48L270	73	54	270	27.0	
49	1 15/16"	1631M49L270	73	54	270	27.0	
50		16M50L270	73	54	270	27.0	
51	2"	1632M51L270	73	54	270	27.0	
52		16M52L270	78	54	270	27.0	
	2 1/16"	1633L270	78	54	270	30.0	
54	2 1/8"	1634M54L270	82	54	270	30.0	
55		16M55L270	82	54	270	30.0	
	2 3/16"	1635L270	82	54	270	32.0	
56		16M56L270	82	54	270	32.0	
57	2 1/4"	1636M57L270	82	54	270	33.0	
58		16M58L270	86	54	270	33.0	
59	2 5/16"	1637M59L270	86	54	270	33.0	
60		16M60L270	86	54	270	33.0	
	2 3/8"	1638L270	86	54	270	35.0	
61		16M61L270	88	54	270	35.0	
62	2 7/16"	1639M62L270	92	54	270	35.0	
	2 1/2"	1640L270	92	54	270	35.0	
65	2 9/16"	1641M65L270	92	54	270	35.0	
67	2 5/8"	1642M67L270	92	54	270	38.0	
	2 11/16"	1643L270	96	54	270	38.0	
70	2 3/4"	1644M70L270	96	54	270	38.0	
	2 13/16"	1645L270	100	60	270	40.0	
73	2 7/8"	1646M73L270	100	60	270	41.0	
75	2 15/16"	1647M75L270	100	60	270	41.0	



8 POINT IMPACT SOCKETS LONG



NOMINAL OPENING			D1	D2	L	t min	Weight
mm	A/F Inch	CATALOG No.	mm	mm	mm	mm	gr
	1 1/4"	1620LDS	60	54	81	17.0	1000
	1 5/16"	1621LDS	63	54	81	19.0	1040
35	1 3/8"	1622M35LDS	67	60	81	19.0	1300
	1 7/16"	1623LDS	67	60	81	19.0	1260
38	1 1/2"	1624M38LDS	70	60	87	22.0	1430
	1 9/16"	1625LDS	78	60	88	22.0	1670
41	1 5/8"	1626M41LDS	78	60	88	22.0	1670
43	1 11/16"	1627M43LDS	82	60	88	25.0	1800
	1 3/4"	1628LDS	82	60	88	25.5	1800
46	1 13/16"	1629M46LDS	86	60	88	25.5	1900
	1 7/8"	1630LDS	86	60	88	27.0	1900
51	2"	1632M51LDS	92	60	88	27.0	2000
54	2 1/8"	1634M54LDS	100	60	97	30.0	2350
	2 3/16"	1635LDS	100	60	97	32.0	2350
57	2 1/4"	1636M57LDS	100	60	100	32.0	2270
	2 3/8"	1638LDS	105	60	100	35.0	2350
	2 1/2"	1640LDS	109	60	100	35.0	2640

